

CORK BUTTER MUSEUM

Further Activities Answer Sheet Extra Resources





Geography Lesson One

Can you find the
hidden words in the
word search?



X X N E D P G K T B K O W B V K C E F F B L G B S
 L Q U B N B C R U H I I Z E H E O E L W L R W F V
 W C P B J I I V P I E V N J R B B B V G A D N V K
 M F W G C Y R A Z O Y G D K L E Z I I Z S V X G V
 Q H F W W Q Z A H T V I O T F L V P E T M E Q M M
 M Q T D M X G W G R H O Y L Z H D P A H B G N K T
 T G D E C X G P T R J W B S D J H W G B P E F V V
 E C N F W K N J A M A D I Y N E S X T R X T T E Z
 M B M T B Z I M E I V M U H J Q N V C R W A W Z H
 D U P N S F P R H J P R P H R F Z V J D C B R J Y
 L T R L T Y O E K P J G M U X U V J A N Y L O N G
 O T C L I M A T E R Y D K A J L Z F E L B E G O G
 G E Y O N V A H S V U T E H H V R X H P E O H P A
 Y R V O R M D F L J B W M P Q T G A E R C I B L T
 R I V J V W Y Z A Q Z F Z P B G S D R B T U T A G
 R A D L I M T K L I M R E T T U B O G A N E C D Y
 E K W Q E P Z S C U S U G R E D X T H F R S T K U
 K U L W E M Y A X P S H O T T G D A N N Q X Y H Y
 K M A I Z B L P T Y K H F H O I M C A H F H C R D
 M X C F H Q V X F I S K I F Q I L T S Q Q M W T V
 V M A X B M I R Z E A G K Z P P I E F B E T R J N
 N D U H I Q W M M E N C H Y W V E B Z S U R X A V
 Z B P J X U C X M C L G F K E F K W P K U E M M O
 D G R P F J L E F Q G J Z L P G S L I A C L Y K G
 I S L K J J J C Z O X P M G O O A P N U F X N M I



**ALTERNATIVE
 AVONMORE
 BUTTER
 BUTTERMILK
 CLIMATE
 FERTILE
 GRAZE
 KERRYGOLD
 MARGARINE
 MILD
 THE GOLDEN VALE
 VEGETABLE OIL**





Geography

Lesson One

You have been hired as a graphic designer in a butter-making factory! Sketch your design for the butter packaging.

Think about what you might include on the packaging? Details such as the product name, a small description, a best before date and a list of ingredients should be part of the design. * Remember: your design should give the customer an idea of the kind of butter they are buying.




Can you add a slogan to your design?

Slogans are often part of the product design. A slogan is a catchphrase used to remind the customer of the product or service and to give a positive message that will make the customer want to buy or use it. Think of Supervalu for example. 'Shopping as it should be!' Maybe you will shop there after hearing this message!



History Lesson One



					D									B
					A			T		P				O
					I			R		R				G
														B
														U
														T
H	U	N	T	E	R	G	A	T	H	E	R	E	S	T
					Y			D		S				T
								E		E				R
										R				
										V				
										A				
										T				
										I				
										O				
										N				



Across

1. A pre-historic people who hunted or gathered their food.


Down

- 1. Period of time also known as the Stone Age.
- 2. A product which is produced from the milk of an animal.
- 3. The act of buying and selling goods.
- 4. Preventing growth of bacteria.
- 5. Butter that was preserved in bogs.






History Lesson One



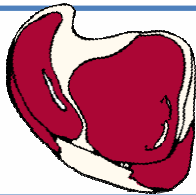
Fill in the gaps
in the pyramid
and answer the
questions!



Sweets & Fatty
foods Groups.



Meat, Poultry, Fish, Eggs &
Nuts Groups.



Vegetable Groups.

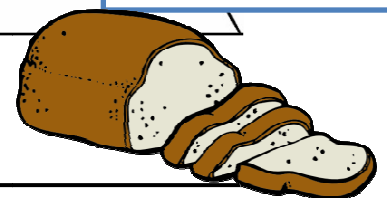


Dairy Groups.



Fruit Groups.

Bread, Cereal,
Rice and Pasta
Groups.



Quick Quiz!

1. To what food group does butter belong?

Dairy food group.

2. What is a dairy product?

Food that comes from the milk of an animal.

3. Can you name four other dairy products?


Cheese, Ice-cream, Yoghurt, Cream.

4. Which can you have more of in a day: vegetables or dairy?

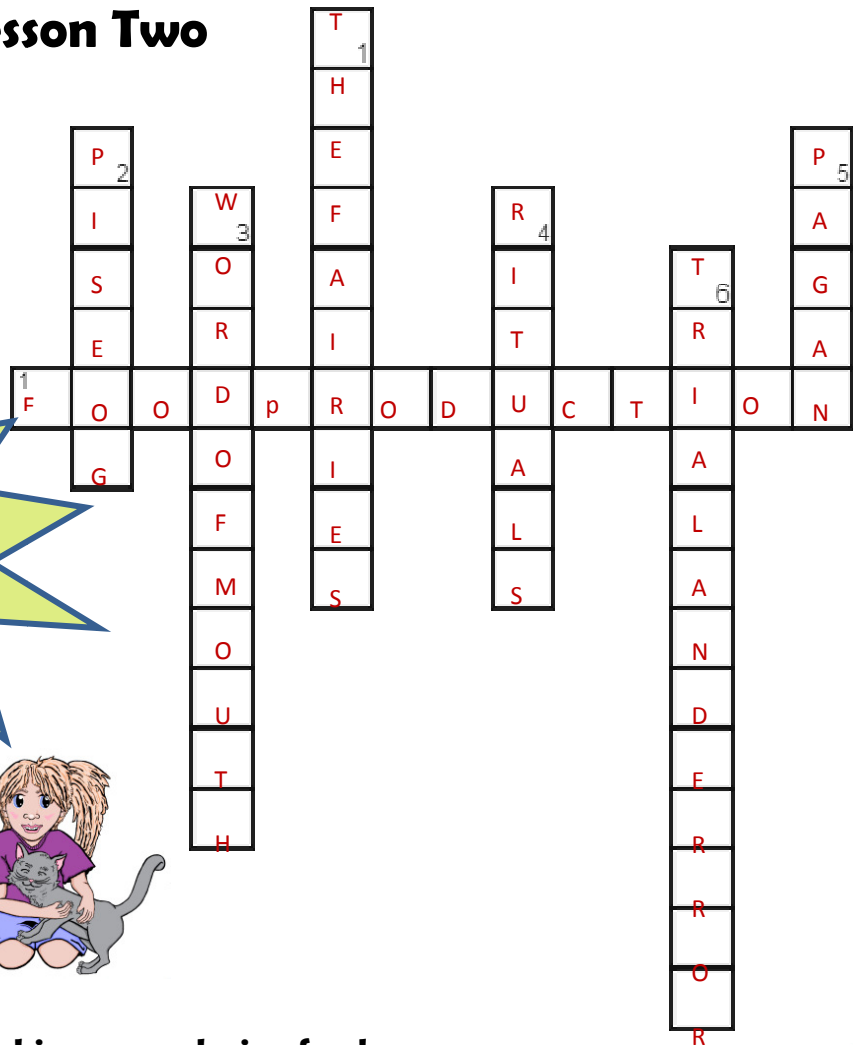
Vegetables.

5. The six nutrients are: Carbohydrates, Protein, Fat, Vitamins, Minerals and Water. What nutrients are contained in butter?

Fat.



History Lesson Two



Try to solve the
Cork Museum
Crossword!




Across

1. The act or process of making or producing food.

Down





1. Imaginary tiny creatures often human-like in form, thought to have magic powers.
2. An Irish superstition usually told in story form.
3. The tradition of passing information to another person by speech not books.
4. Actions always done in the same way.
5. A person who practices a religion that worships many gods. A belief system before Christianity.
6. The process of solving a problem or learning how to do something by trying out a variety of methods, until the desired result is achieved.





History Lesson Two

**Retell your favourite old Irish Piseog in cartoon format!
Illustrate your story.**





Geography Lesson Two



Find the hidden words in the word search!

N R N G D A Q O A A I W H L W P H V Y T U S R O X
 D O K T V R F P N R N M C N A K G N M E Y O V X T
 O T O J E V S R B E V O Y A G E K L L B E R W N G
 U P F J U L U G M T E J L F M X W F F Z R I T L I
 B L T I Y H X E T S W W G T E U V V W S J I S M W
 P Z M K Q Y Y L I A K G B F J K T W T G G S R O R
 B H K D L F E B F M N P E E X B K K F E D Y P J V
 B B B S J O B Z F H G Q S O A E D J Q W Z J I W E
 L K O T U L H L I G H O F N L Y Z A E R I B G X T
 R F S C Y Z Q U H I Y Q X O O U M Q F E K T S U J
 W R N E K X K E O E G G K B C M Y B J T R L N P S
 M Q P C E V M G U W D Z V L O Z B R P H Y B P G D
 W W E I G H I N G H O U S E O B N B A R T E R Y R
 R H X F T V Q P C V I I B S P W N F L O E F Z B O
 O O P C M J X F O Q U U Q G E U G F R S C J T A L
 Y V C P N C L C M M U V F V R B G H T P T D I X D
 D T P X W E D O A X Q F D J U N S L X W V Z J J N
 F I W K K F R H F D C K C B L Q O L D M G U P J A
 A Y E R P D U I B X F B V A A A C E T U Z Q Z W L
 R V A O E D W E J F F D E D J J W W Z U C C G N J
 O K L U A W U F Y P L Z K Y D A O R R E T T U B W
 Y L T E N A N T S S J S S I U R I Z Y H C K E X W
 Y I H D S H W A Z S Z B T A J U F Q B Y Y F G V X
 L D H T K O Y I V L E Q M J S D R Y Z D W W V W H
 U I I L Z M I N I K R I F G M U C W C I N D D V A

BARTER	WEALTH	CHIEFTAIN	NOBLES	LANDLORDS	TENANTS
COOPER	VOYAGE	WEIGH MASTER	WEIGHING HOUSE	BUTTER ROAD	FIRKIN



Geography Lesson Two



Write a diary entry from a day in the life of an old Irish chieftain.



You may need to research in the library or on the internet to find out how the Irish chieftains lived their lives.



Science Lesson One



Name each image and describe how this was used in butter-making.




Butter spades were used to squeeze the buttermilk out of the butter and to shape it into a rectangular block.



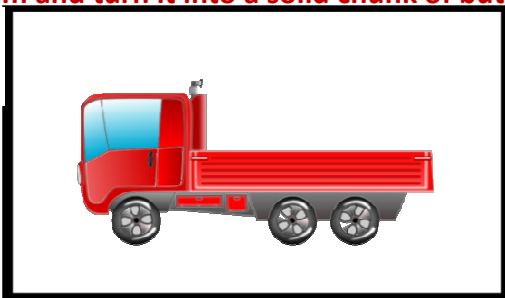
Cows are milked. This milk is used to acquire cream, that can be turned into butter.




Churns were used to make the cream turn into butter. The handle is turned to agitate the cream and turn it into a solid chunk of butter.



The foil wrapping keeps the butter preserved today. It keeps out the light, moisture and other flavours.



Trucks are used to transport the milk to the factory, to begin the butter-making phases or to the shops to be sold.



A firkin was used in the past for storing the butter and keeping it preserved, by keeping out the air and light.



Science Lesson One

1. NPRIOETSAA Separation.
2. AATCREIB Bacteria.
3. EAGDITAT Agitated.
4. WKMALIR Raw milk.
5. CTUEHNURBRT Butter churn.
6. EOTIKNWTRBGUR Butter worker.
7. RTEXEUT Texture.
8. RIINKF Firkin.
9. RLPWINGFIOAP Foil wrapping.
10. TEURNLBBDTEDE Blended butter.

Can you
unscramble the
butter science
words?



Design a butter
print. Remember,
these were used as a
way of making one's
mark on one's own
brand of butter.





What have I learned?

Record four new facts that you didn't know before!



Fact 1:

Fact 2:

Fact 3:

Fact 4: