

CORK BUTTER MUSEUM

Further Activities Extra Resources





Geography Lesson One

Can you find the
hidden words in the
word search?



X X N E D P G K T B K O W B V K C E F F B L G B S
 L Q U B N B C R U H I I Z E H E O E L W L R W F V
 W C P B J I I V P I E V N J R B B B V G A D N V K
 M F W G C Y R A Z O Y G D K L E Z I I Z S V X G V
 Q H F W W Q Z A H T V I O T F L V P E T M E Q M M
 M Q T D M X G W G R H O Y L Z H D P A H B G N K T
 T G D E C X G P T R J W B S D J H W G B P E F V V
 E C N F W K N J A M A D I Y N E S X T R X T T E Z
 M B M T B Z I M E I V M U H J Q N V C R W A W Z H
 D U P N S F P R H J P R P H R F Z V J D C B R J Y
 L T R L T Y O E K P J G M U X U V J A N Y L O N G
 O T C L I M A T E R Y D K A J L Z F E L B E G O G
 G E Y O N V A H S V U T E H H V R X H P E O H P A
 Y R V O R M D F L J B W M P Q T G A E R C I B L T
 R I V J V W Y Z A Q Z F Z P B G S D R B T L T A G
 R A D L I M T K L I M R E T T U B O G A N E C D Y
 E K W Q E P Z S C U S U G R E D X T H F R S T K U
 K U L W E M Y A X P S H O T T G D A N N Q X Y H Y
 K M A I Z B L P T Y K H F H O I M C A H F H C R D
 M X C F H Q V X F I S K I F Q I L T S Q Q M W T V
 V M A X B M I R Z E A G K Z P P I E F B E T R J N
 N D U H I Q W M M E N C H Y W V E B Z S U R X A V
 Z B P J X U C X M C L G F K E F K W P K U E M M O
 D G R P F J L E F Q G J Z L P G S L I A C L Y K G
 I S L K J J J C Z O X P M G O O A P N U F X N M I



ALTERNATIVE
AVONMORE
BUTTER
BUTTERMILK
CLIMATE
FERTILE
GRAZE
KERRYGOLD
MARGARINE
MILD
THE GOLDEN VALE
VEGETABLE OIL





Geography

Lesson One

Think about what you might include on the packaging? Details, such as the product name, a small description, a best before date and a list of ingredients should be part of the design. * Remember: your design should give the customer an idea of the kind of butter they are buying.

You have been hired as a graphic designer in a butter-making factory! Sketch your design for the butter packaging.





Can you add a slogan to your design?

Slogans are often part of the product design. A slogan is a catchphrase used to remind the customer of the product or service and to give a positive message that will make the customer want to buy or use it. Think of Supervalu for example. 'Shopping as it should be!' Maybe you will shop there after hearing this message!



History Lesson One



Across

1. A pre-historic people who hunted or gathered their food.

Down

1. Period of time also known as the Stone Age.
2. A product which is produced from the milk of an animal.
3. The act of buying and selling goods.
4. Preventing growth of bacteria.
5. Butter that was preserved in bogs.

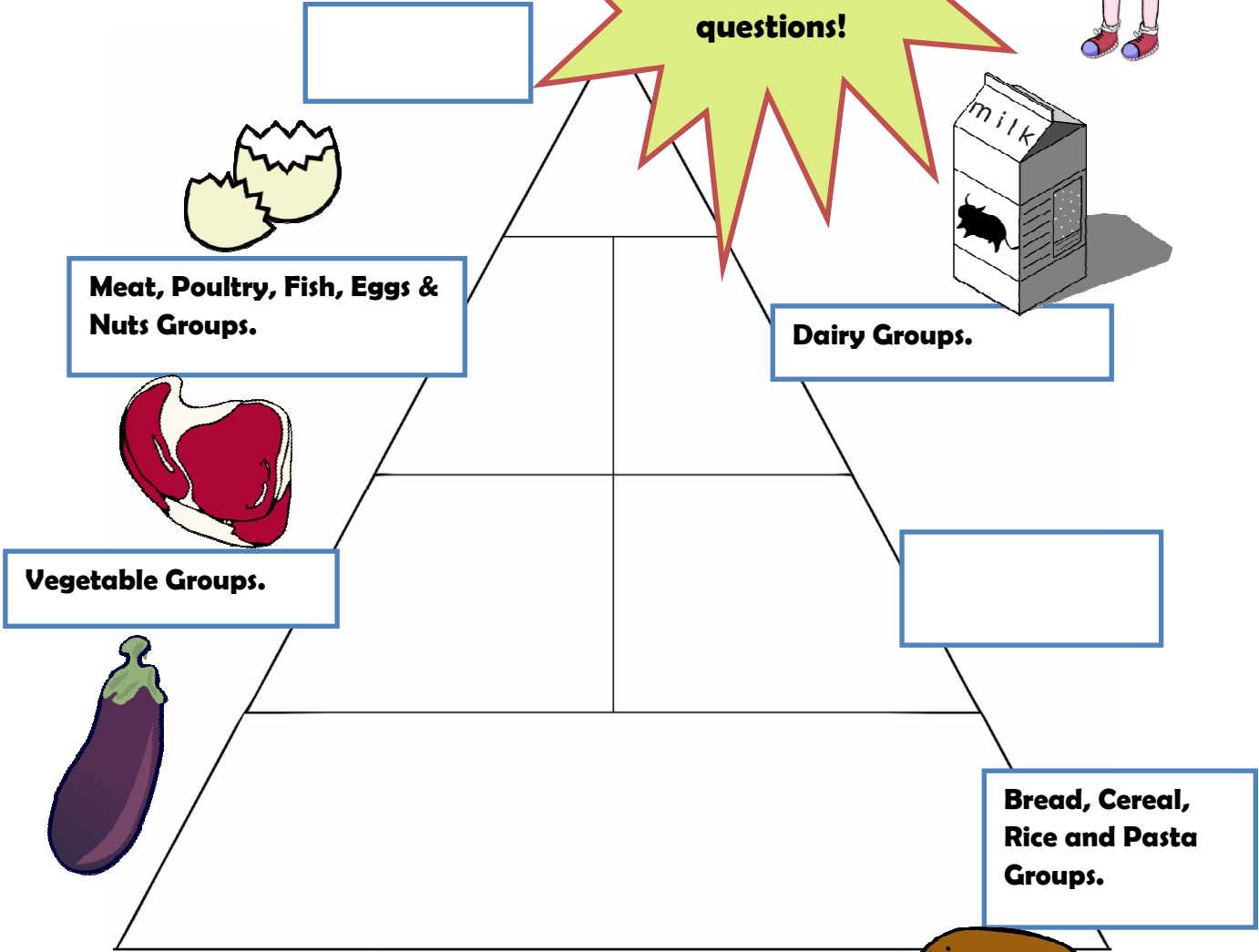




History Lesson One

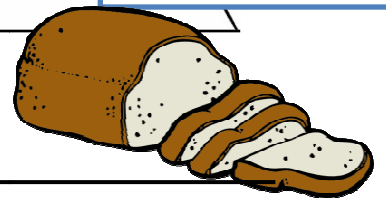


Fill in the gaps in the pyramid and answer the questions!



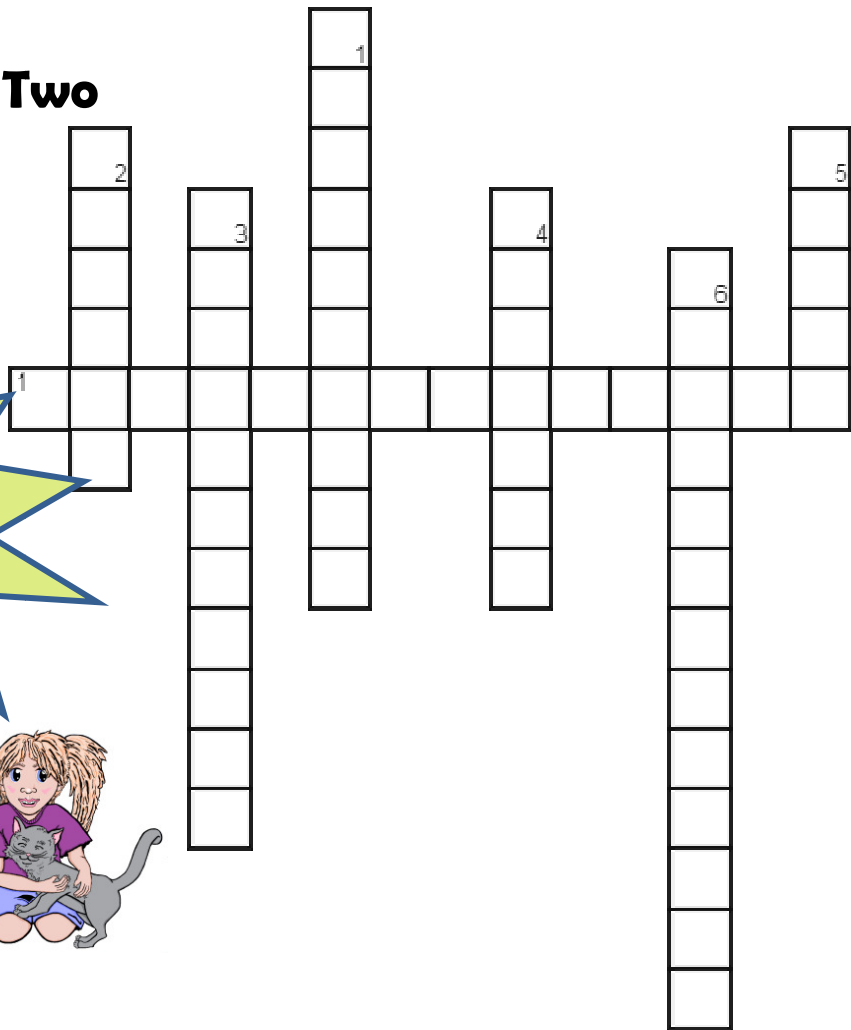
Quick Quiz!

1. To what food group does butter belong? _____
2. What is a dairy product? _____
3. Can you name four other dairy products? _____
4. Which can you have more of in a day: vegetables or dairy? _____
5. The six nutrients are: Carbohydrates, Protein, Fat, Vitamins, Minerals and Water. What nutrients are contained in butter? _____





History Lesson Two



Try to solve the
Cork Museum
Crossword!




Across

1. The act or process of making or producing food.



Down






1. Imaginary tiny creatures often human-like in form, thought to have magic powers.
2. An Irish superstition usually told in story form.
3. The tradition of passing information to another person by speech not books.
4. Actions always done in the same way.
5. A person who practices a religion that worships many gods. A belief system before Christianity.
6. The process of solving a problem or learning how to do something by trying out a variety of methods, until the desired result is achieved.





History Lesson Two

**Retell your favourite old Irish Piseog in cartoon format!
Illustrate your story.**





Geography Lesson Two



**Find the hidden
words in the
word search!**

N R N G D A Q O A A I W H L W P H V Y T U S R O X
 D O K T V R F P N R N M C N A K G N M E Y O V X T
 O T O J E V S R B E V O Y A G E K L L B E R W N G
 U P F J U L U G M T E J L F M X W F F Z R I T L I
 B L T I Y H X E T S W W G T E U V V W S J I S M W
 P Z M K Q Y Y L I A K G B F J K T W T G G S R O R
 B H K D L F E B F M N P E E X B K K F E D Y P J V
 B B B S J O B Z F H G Q S O A E D J Q W Z J I W E
 L K O T U L H L I G H O F N L Y Z A E R I B G X T
 R F S C Y Z Q U H I Y Q X O O U M Q F E K T S U J
 W R N E K X K E O E G G K B C M Y B J T R L N P S
 M Q P C E V M G U W D Z V L O Z B R P H Y B P G D
 W W E I G H I N G H O U S E O B N B A R T E R Y R
 R H X F T V Q P C V I I B S P W N F L O E F Z B O
 O O P C M J X F O Q U U Q G E U G F R S C J T A L
 Y V C P N C L C M M U V F V R B G H T P T D I X D
 D T P X W E D C A X Q F D J U N S L X W V Z J J N
 F I W K K F R H F D C K C B L Q O L D M G U P J A
 A Y E R P D U I B X F B V A A A C E T U Z Q Z W L
 R V A O E D W E J F F D E D J J W W Z U C C G N J
 O K L U A W U F Y P L Z K Y D A O R R E T T U B W
 Y L T E N A N T S S J S S I U R I Z Y H C K E X W
 Y I H D S H W A Z S Z B T A J U F Q B Y Y F G V X
 L D H T K O Y I V L E Q M J S D R Y Z D W W V W H
 U I I L Z M I N I K R I F G M U C W C I N D D V A

BARTER	WEALTH	CHIEFTAIN	NOBLES	LANDLORDS	TENANTS
COOPER	VOYAGE	WEIGH MASTER	WEIGHING HOUSE	BUTTER ROAD	FIRKIN



Geography Lesson Two



Write a diary entry from a day in the life of an old Irish chieftain.



You may need to research in the library or on the internet to find out how the Irish chieftains lived their lives.




Science Lesson One




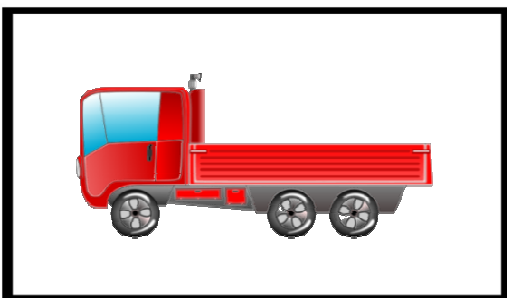
Name each image and describe how this was used in butter-making.








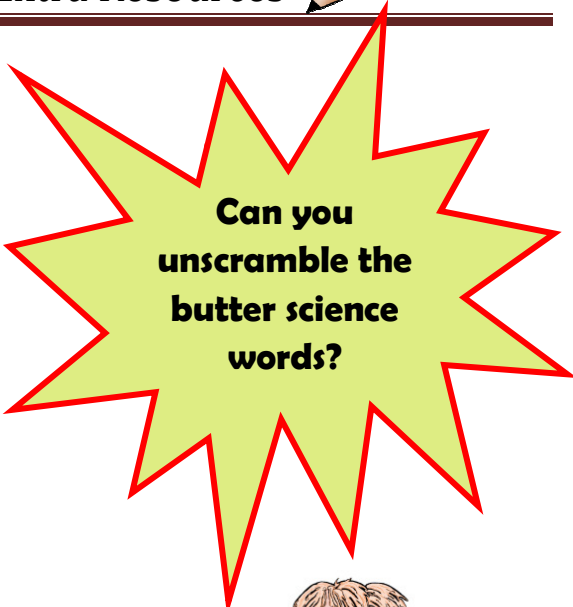








Science Lesson One



1. NPRIOETSAA

2. AATCREIB

3. EAGDITAT

4. WKMALIR

5. CTUEHNURBRT

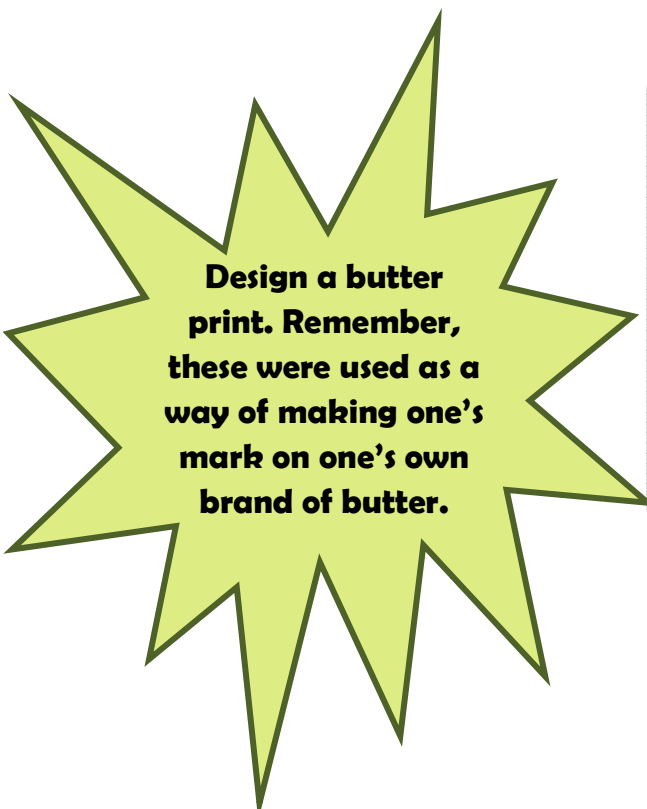
6. EOTIKNWTRBGUR

7. RTEXEUT

8. RIINKF

9. RLPWINGFIOAP

10. TEURNLBBDETE





What have I learned?

Record four new facts that you didn't know before!



Fact 1:



Fact 2:



Fact 3:



Fact 4:

