

1

CORK BUTTER MUSEUM

Butter Trail Challenge



Cork Butter Museum Activity Sheet




Name: _____

Downstairs Trail

1. Name the object used to make decorative imprints on the butter.

2. Draw a quick sketch of an example of one of the decorative imprints that the above objects made.



3. What was the function of a butter spade? 



4. Clover Queen butter was sold to the West Indies from Cork, until part of the 21st century. How was this butter different to the butter sold at home?





5. Churns were large containers used to make butter. Name the most traditional type of churn used to make butter.

Draw a sketch of the churn.



Describe how this churn was used to make butter.

6. Find the copy of the famous poem 'Churning Day' on the wall of the museum. Name the author of the poem.

7. Summarise what the poem is saying.



Upstairs Trail



8. Name the container in which farmers transported their butter to the Cork Butter Market.



9. Look at the map model illustrating the Butter Roads. Name two towns/ villages which the Butter Roads passed through.

10. It was the role of the weigh-master to grade Cork Butter. Draw a picture of the inspector's marks illustrating the grade of the butter.

First	Second	Third	Fourth	Fifth
--------------	---------------	--------------	---------------	--------------

Find the container containing Bog Butter. This real butter is over 1,000 years old. In that time, the butter at the outside has become hardened but the butter at the centre of the container is still soft, after all of

this time. The butter is held in a container made from a single tree trunk. The tree trunk was hollowed out, a job which would have taken two days to finish.

11. Read the information on the wall panel near the Bog Butter. Can you say why this butter is called Bog Butter?





About Cork Butter Museum

The Cork Butter Museum is an important historical museum in Cork City. It is situated in Shandon, in the centre of the old butter market. In this very building, at the time of the Cork Butter Exchange, the butter was brought here to be weighed and inspected before it could be sold.

At the museum, you can learn about the many different aspects of butter-making. You will find out about the importance of cows for centuries in Ireland and the history of butter-making, beginning with the tradition of making butter at home. You will also learn about the growth of the Cork butter market and the development of successful Irish butter brands, such as Kerrygold.



The many exhibits in the museums help to tell the story of Irish butter-making. In the upstairs galleries you can find an exhibition on the ancient tradition of storing butter in bogs. You can even see real 'Bog Butter', that is a thousand years old. In another room you can find out why the 'Butter Roads' formed and how they helped to develop permanent roads and towns in Counties Cork and Kerry. In this room there is a large detailed map of these Butter Roads.



The ground floor gallery shows many examples of traditional butter-making equipment, from medieval times to the middle of the 20th century. You will see simple hand held equipment, like a table top churn, that was used for making small amounts of butter at home. Larger and more sophisticated machines, like the Centrifugal Cream-Butter Separator shows how cream was separated from milk.


In another section, there are many examples of how butter was stored. The firkins on display were used to store and preserve butter before refrigeration existed. These firkins were used in the time of the Cork Butter Exchange, when Cork became the largest butter market in the world. In later years, there were other methods of storing butter and branding became more important. The branded tins and vegetable parchment packaging show the development of butter branding and the changing brand designs over the years.



Try these fun activities



**Can you find all
the differences?
There are eight
in total!**




- What do you get from a pampered cow?
(Spoiled milk!)
- Where do cows go for entertainment?
(To the moo-vies!)
- What do you get if you cross a chicken with a cow?
(Roost beef!)
- What happened to the lost cattle?
(Nobody's herd!)
- Why do cows wear bells?
(Their horns don't work!)
- What do you call a sleeping bull?
(A bull-dozer!)
- Knock knock!
Who's there?
Cowsgo
Cowsgo who?
No they don't, cows-go moo.




**Read the cow
jokes. Try
telling them to
a friend!**

Think about your museum experience!


**Talk about four artefacts that I saw at the museum.
Make a sketch of each of the artefacts.**



1. _____



2. _____



3. _____



4. _____

Record any new information that you have learned during your visit to the Cork Butter Museum.



Fact 1:

A yellow rectangular box for recording a fact, sitting on a light blue tray. To the left of the box are three yellow butter sticks, one of which is partially unwrapped.

Fact 2:

A yellow rectangular box for recording a fact, sitting on a light blue tray. To the left of the box are three yellow butter sticks, one of which is partially unwrapped.

Fact 3:

A yellow rectangular box for recording a fact, sitting on a light blue tray. To the left of the box are three yellow butter sticks, one of which is partially unwrapped.

Fact 4:

A yellow rectangular box for recording a fact, sitting on a light blue tray. To the left of the box are three yellow butter sticks, one of which is partially unwrapped.

What was your favourite part of your visit to Cork Butter Museum? Can you explain why?
